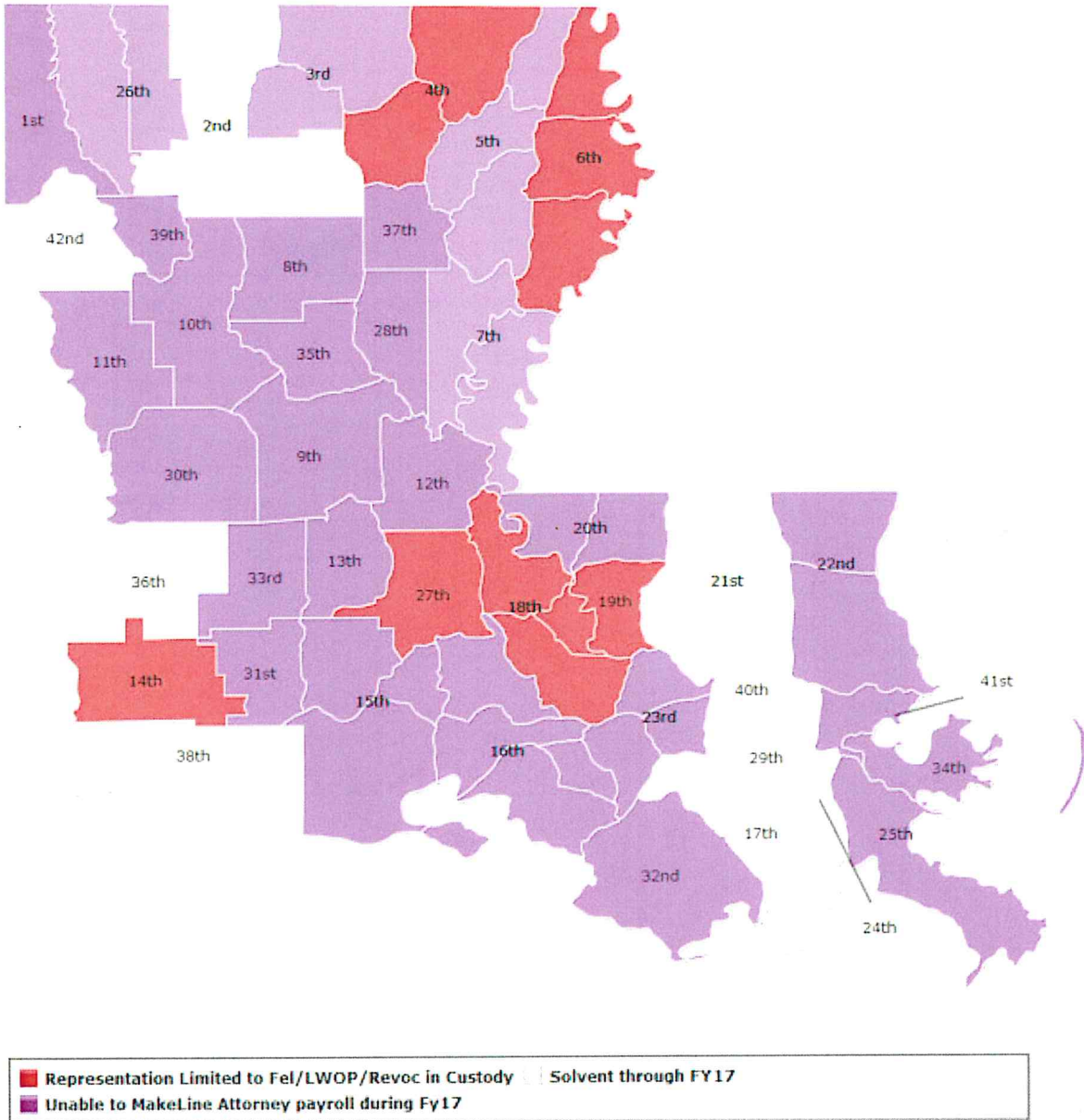


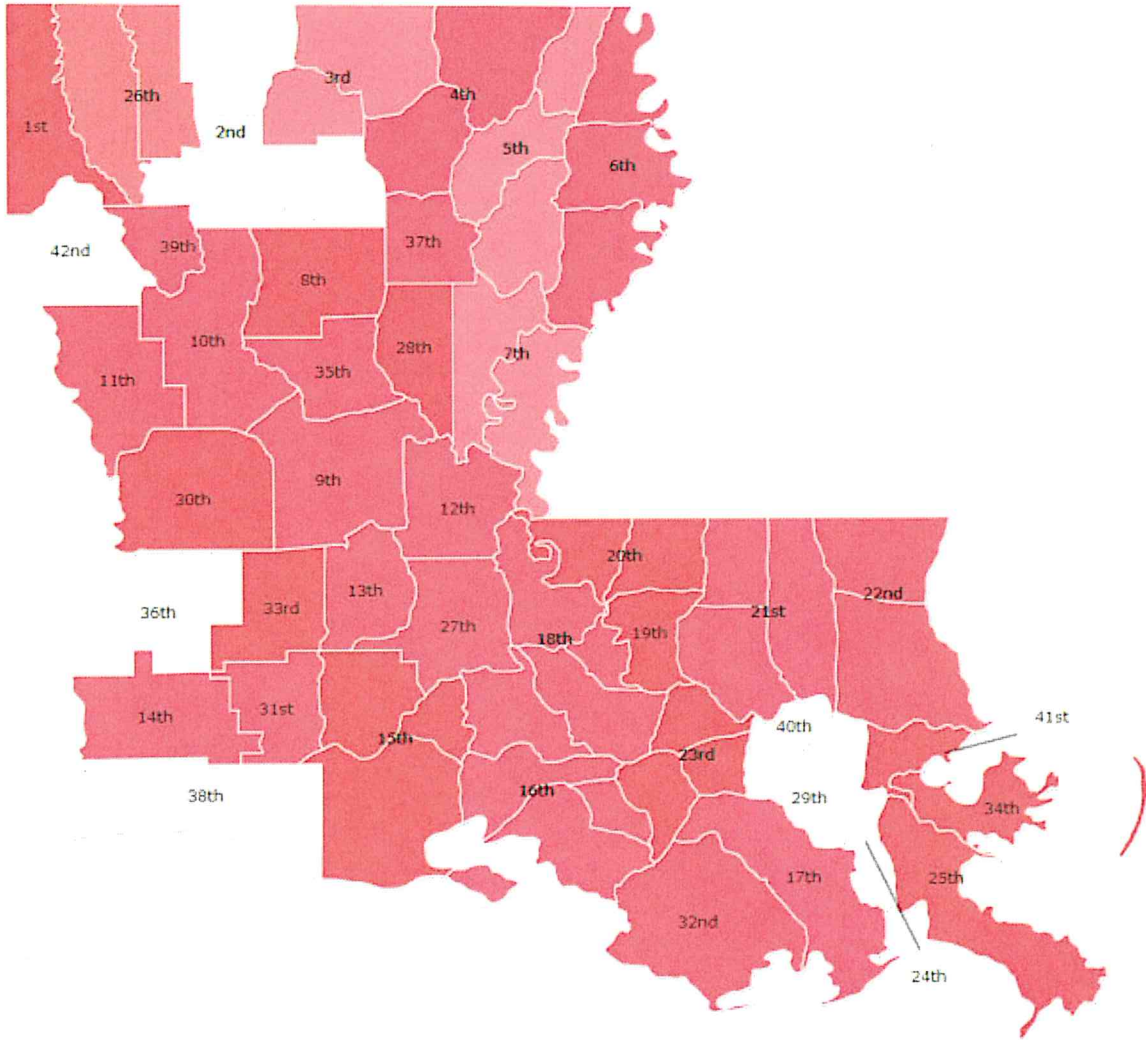
IMPACT OF PROPOSED REDUCTIONS TO LPDB FY17 BUDGET

61% REDUCTION TO ALL DISTRICT AND PROGRAM OFFICES



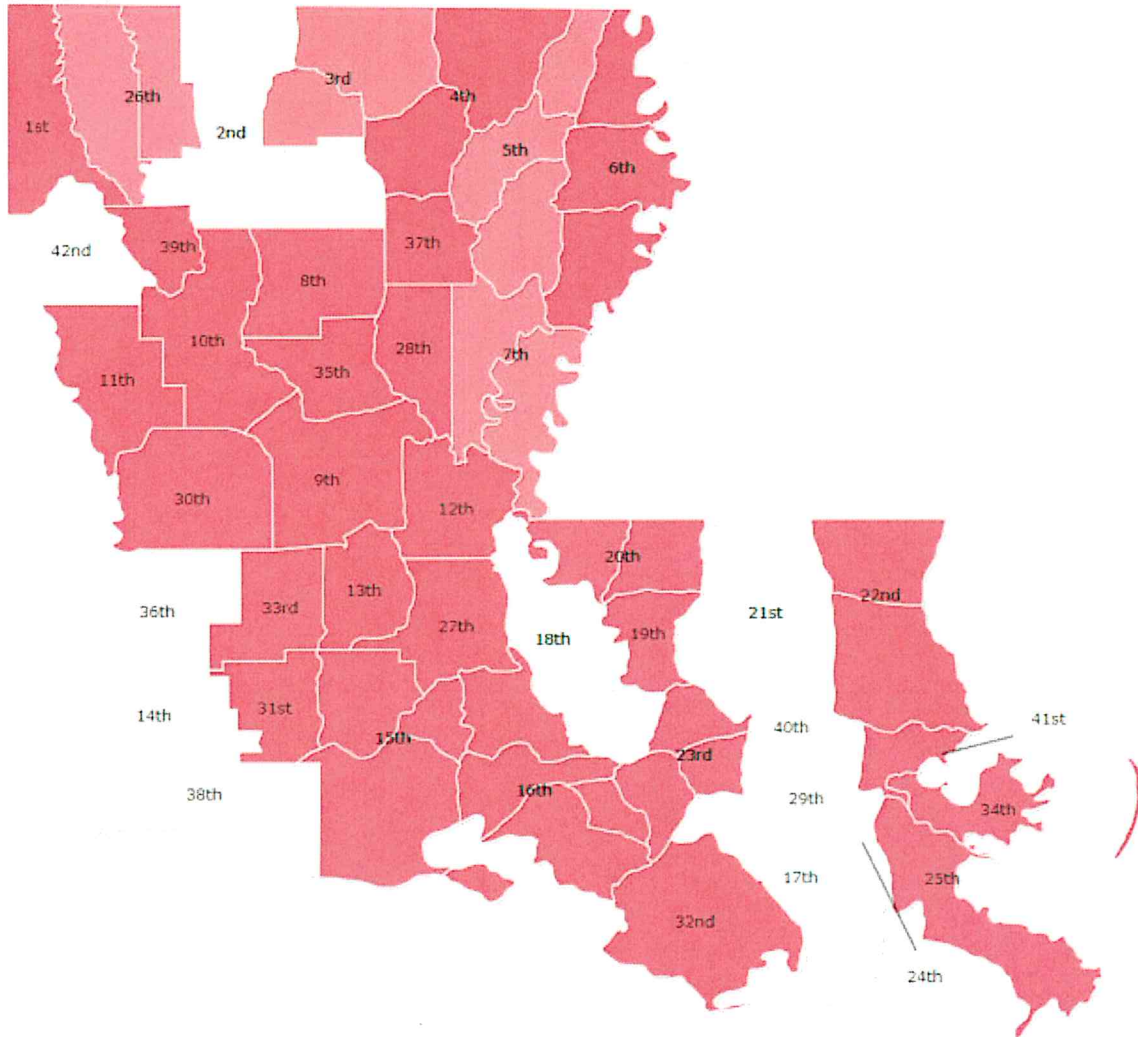
IMPACT OF PROPOSED REDUCTIONS TO LPDB FY17 BUDGET

ALTERNATIVE 1: 100% REDUCTION TO DISTRICT OFFICES



IMPACT OF PROPOSED REDUCTIONS TO LPDB FY17 BUDGET

ALTERNATIVE 2: 100% REDUCTION TO PROGRAM OFFICES



District Public Defenders Office Solvency Projections – Based on Governor’s Proposed Executive Budget

District	Insolvency Date using Equal Cuts to DAF & Programs	Insolvency Date of Districts w/ 100% cut to programs
35	August 2016	September 2016
25	August 2016	September 2016
33	August 2016	September 2016
8	August 2016	October 2016
39	August 2016	September 2016
7	August 2016	October 2016
41	September 2016	November 2016
34	September 2016	November 2016
10	September 2016	November 2016
13	September 2016	October 2016
5	September 2016	November 2016
37	September 2016	December 2016
28	September 2016	October 2016
3	September 2016	December 2016
20	October 2016	December 2016
11	October 2016	December 2016
32	November 2016	February 2017
31	November 2016	January 2017
9	November 2016	February 2017
12	November 2016	February 2017
1	November 2016	February 2017
26	December 2016	March 2017
22	December 2016	February 2017
16	December 2016	March 2017
23	January 2017	March 2017
15	March 2017	June 2017
30	March 2017	July 2017

*Note: Projections assume that district end FY16 solvent.

Districts able to Remain Solvent by Restricting Services Felony Representation Only

- 4th
- 6th
- 14th
- 18th
- 19th
- 27th